



A Prospective Study of Leptospirosis as a Differential Diagnosis of Dengue like Illness

Hemant Makhija^{a*} and Shilakha^{a^o}

^a *SSB Heart and Multispecialty Hospital Faridabad, Haryana, India.*

Authors' contributions

This work was carried out in collaboration between both authors. Both authors read and approved the final manuscript.

Article Information

DOI: 10.9734/JAMMR/2022/v34i831337

Open Peer Review History:

This journal follows the Advanced Open Peer Review policy. Identity of the Reviewers, Editor(s) and additional Reviewers, peer review comments, different versions of the manuscript, comments of the editors, etc are available here: <https://www.sdiarticle5.com/review-history/85993>

Original Research Article

Received 02 February 2022

Accepted 12 April 2022

Published 15 April 2022

ABSTRACT

Background: Leptospirosis is both a zoonotic and environmental disease. The bacteria are hosted in animal kidneys for months and even years, and the bacteria are released in the environment by the urine of these animals. The transmission to humans occurs by contact with infected animals or contaminated water. There are different entry points for this contamination, it could be a skin abrasion, it could be through the mucous membranes, it can also occur through inhalation of droplets of urines for instance during farming activities and sometimes, it occurs by drinking water. Clinical presentation of leptospirosis mimics dengue as pyrexia with thrombocytopenia is common in both.

Methods: We have included all patients between age group of 0-18 years with complaints of fever. Laboratory investigation showed thrombocytopenia but negative dengue serology and raised Serum glutamic oxaloacetic transaminase/ Serum glutamic pyruvic transaminase (SGOT/SGPT) and no other obvious cause of illness. Hence leptospira serology was done.

Results: Total of 15 patients were cases of dengue like illness, out of which Leptospira serology samples came positive in 60% (9). Total number of cases of dengue like illness are 15 out of which 66.6% patients belonged to >10 years (11-18) & 33.33 % patients were <10 years and gender ratio was 66.6% (10) male & 33.33% (5) females. The patients who were diagnosed as dengue like illness were given antibiotic- 46.6% (7) were given Doxycycline & 53.3% (8) cases were given Azithromycin. Clinical improvement with increase in their platelet count was seen within 48 hrs. of starting the antibiotic in all of them.

[≡] Senior Consultant,

^o Associate consultant,

*Corresponding author: E-mail: drsugandhabansal@ssbhealthcare.com;

Conclusion: Leptospirosis should be considered as an important differential diagnosis while treating patient of dengue like illness. Consider treating such patient with doxycycline/azithromycin as this result in clinical improvement & may prevent any complications.

Keywords: Leptospirosis; zoonotic and environmental disease; dengue.

1. INTRODUCTION

Leptospirosis is one of the most important zoonotic bacterial infections worldwide [1,2]. its most commonly affects The most common population affected by infection are resource-poor populations, resulting in significant morbidity and mortality. The infection is estimated to account one million cases and around 58,900 deaths annually, with a fatality ratio of 6.85% [3]. Adolph Weil in 1886 first described leptospirosis as a enlarged spleen, febrile illness with icterus, renal failure and conjunctivitis associated with outdoor occupations where people came into contact with water [4]. Thus, the severe form was named as 'Weil's disease'. The causative organism was first described by Stimson in 1907, who demonstrated the presence of spirochaetes in the kidneys of a patient dying of the disease; because of the question-mark shape of the organism the organism was named *Spirochaeta interrogans* [1].

Leptospirosis is highly prevalent in the tropics areas, with 73% of cases occurring in South-East Asian countries, East Sub-Saharan Africa, the Caribbean and Oceania. It is common among the impoverished urban, semi-urban populations and rural farming populations; particularly affecting young male adults [4.] Human leptospirosis has diverse clinical illness and clinical manifestations in humans can range from a mild, self-limiting acute febrile illness to a severe, life-threatening condition with multiple organ dysfunction [1,2]. The clinical features of leptospirosis are similar in many other febrile illnesses, especially diseases seen in the tropics, such as dengue and other haemorrhagic fevers, rickettsial infection, malaria, and bacterial sepsis. While the majority present with uncomplicated fever, approximately 10% develop severe disease [5]. Pulmonary haemorrhage has recently been shown to be an important cause of

mortality [6]. Incubation period shows wide variation, from 2-20 days, usually 7-12 days [7].

The diagnostic tests are divided into those which provide tests for indirect evidence of infection (demonstration of antibodies to leptospirosis) and direct evidence of infection (demonstration of leptospire or its DNA, or culture) [8].

Preventive measures of leptospirosis are through avoidance of potential exposure to infection, and administration of pharmacological prophylaxis to individuals at high risk. Doxycycline 200 mg weekly, commencing one week prior to exposure, and continued through the period of exposure is recommended. No human vaccine is currently available till date [9].

1.1 Aims and Objectives

To study leptospirosis as a differential diagnosis in patients with dengue like illness at SSB hospital during dengue outbreak in the month of August 2021 to October 2021.

2. METHODS

We included all patients 0-18 years of age group presented with fever and lab investigation showed thrombocytopenia with negative dengue serology; raised SGOT/SGPT. Some of these patients were suspected to have leptospirosis for which leptospira serology was sent for Microscopic Agglutination Test (MAT).

Data collection: Total No. of patients under study - 15 cases were registered in Pediatric department of SSB Hospital from in the month of August 2021 to October 2021. Data has been evaluated on the basis of Symptoms, Biochemistry and antibody testing of Leptospirosis. (Tables 1, 2 and 3)

Table 1. Represents symptoms of dengue like illness in total no. of patients (15 cases)

Fever	Y	y	y	y	y	y	y	y	y	y	y	y	y	y	y
vomiting	y	y	n	y	y	y	y	y	y	y	y	n	y	n	y
Pain Abdomen	y	y	n	y	y	n	y	y	y	y	y	n	n	n	y

y=Yes; n= No;

Table 2. Represents biochemistry of total no. of patients (15 cases)

HB	13.8	13.4	13.9	17.4	12.1	14.2	14	10.6	11.9	17.4	16.4	11.3	11.9	13.9	11.6
PCV	45	41.1	41.9		37.1	43.4	43.1	33.2	37.9	52.4	49.6	36.5	36.6	41.1	37.1
TLC	8.1	4	3.2	6.8	7.6	2.5	8.3	5.1	3.5	10.4	5	3	4	5	5.5
Platelet	50	111	42	11	258	27	40	70	65	36	42	101	82	126	158
SGOT	902	903	796	236	50	433	618	213	61	252	597	48	95	284	97
SGPT	544	367	315	103	33	191	198	126	22	152	280	26	50	56	33
S. Bilrubin	0.5	0.5	0.3	0.5	0.2	0.4	0.3	0.3	0.5	0.6	0.3	0.3	0.4	0.2	0.7

Table 3. Represents antibody testing of total no. of patients (15 cases)

Leptospira serology	11.28	17.61	15.55	N	N	N	N	N	11.28	9.42	9.75	13.66	9.7	10.62	-	-
Dengue NS1	N	-	-	N	N	N	N	N	N	N	N	N	N	N	N	N
Dengue IGG	N	-	N	N	N	N	N	N	N	N	N	N	N	N	N	N
Dengue IGM	N	-	N	N	N	N	N	N	N	N	N	N	N	N	N	N

Y=Yes; N=Negative

3. RESULTS

A total of 15 cases of dengue like illness, Leptospira serology came positive for 60% (9) of them. (Fig.1). Total number of cases of dengue like illness are 15 out of which 66.6% patients belonged to >10 years (11-18) & 33.33 % patients were <10 years. (Fig. 2. Total number of cases of dengue like illness are 15

out of which there were 66.6% (10) male & 33.33% (5) females (Fig.3). The patients who were diagnosed as dengue like illness were given antibiotic 46.6% (7) were given Doxycycline & 53.3% (8) cases were given Azithromycin. There was clinical improvement with increase in their platelet count within 48 hrs. of Starting the antibiotic.(Fig. no 4).

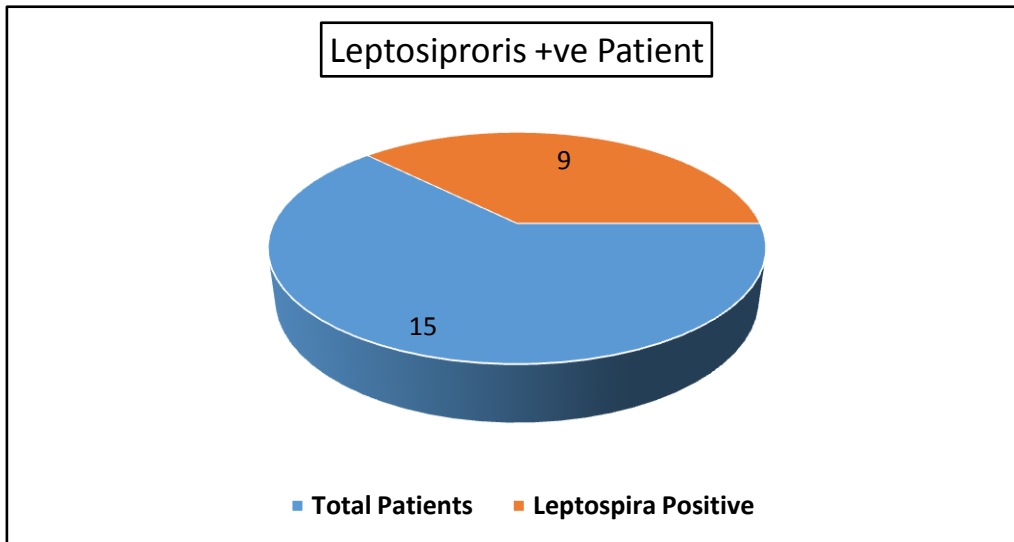


Fig. 1. A total of 80% patients were suspected to be of Leptospirosis, hence Leptospira serology (Microscopic Agglutination Test (MAT)) was sent out of it 60% (9) came out to be positive

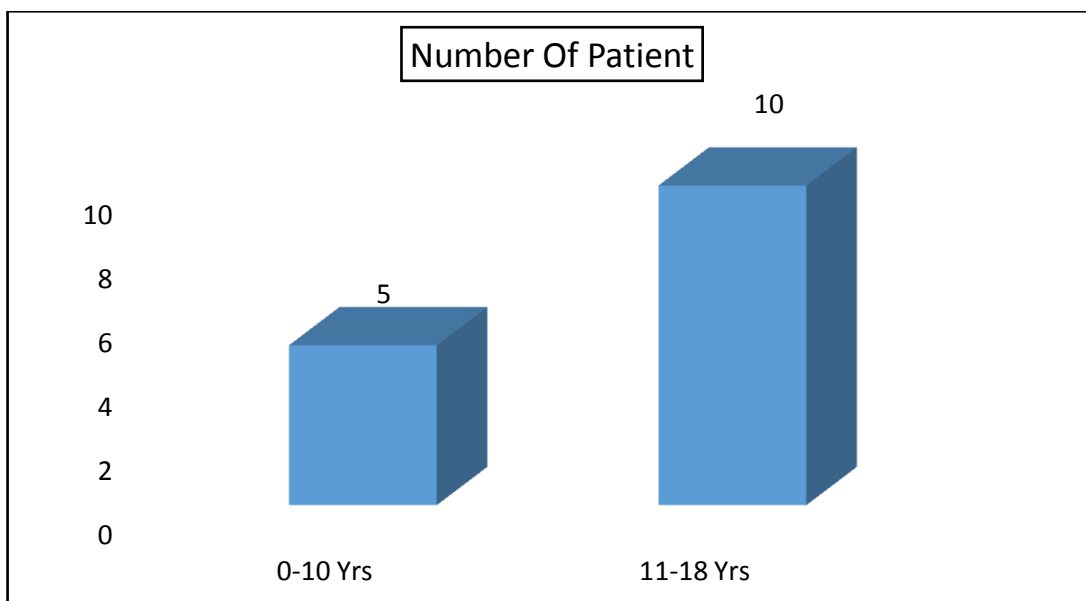


Fig. 2. Total number of cases of dengue like illness are 15 out of which 66.6% patients belonged to >10 years (11-18) & 33.33 % patients were <10 years

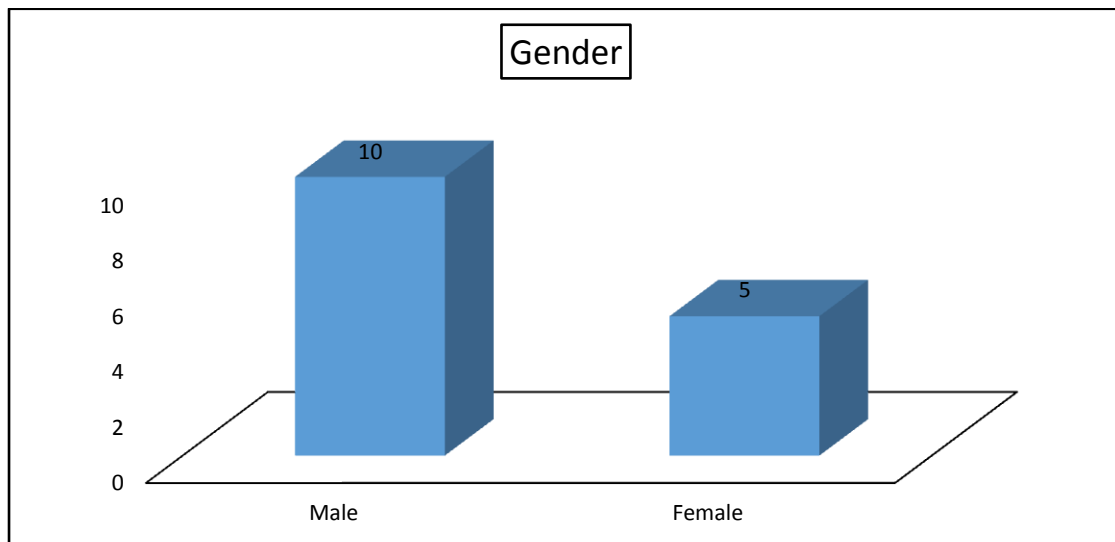


Fig. 3. Total number of cases of dengue like illness 15 out of which there were 66.6% (10) male & 33.33% (5) females

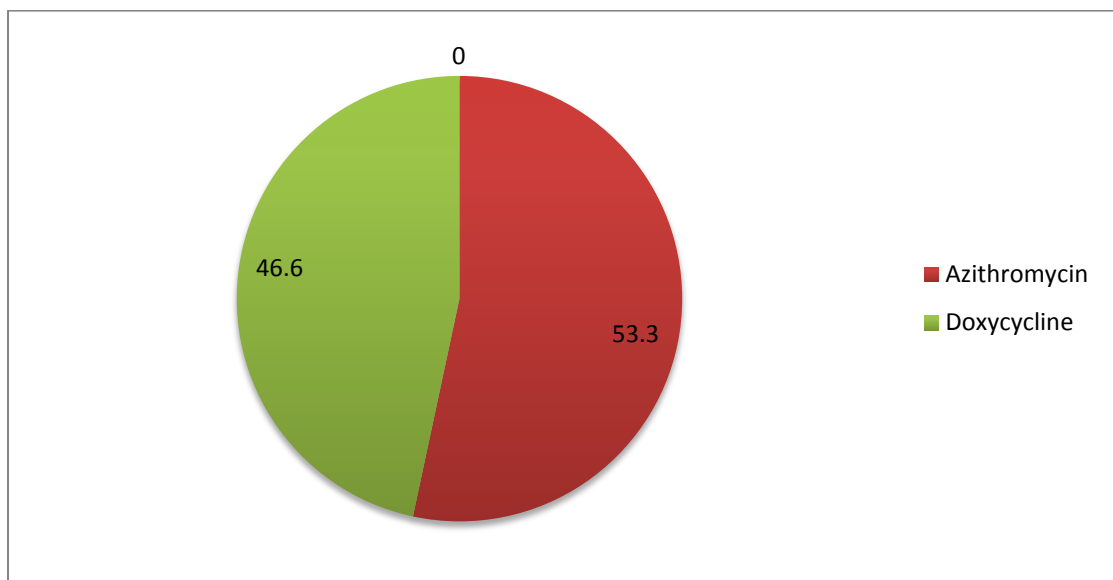


Fig. 4. The patients were diagnosed as dengue like illness were given antibiotic 46.6% (7) were given Doxycycline (200mg) & 53.3% (8) cases were given Azithromycin (500mg). There was clinical improvement with increase in their platelet count within 48 hrs. of Starting the antibiotic

4. DISCUSSION

Acute febrile illness (AFI) encompasses a broad spectrum of infectious causes; and remains poorly characterized in tropical regions of the developing world [10]. Commonly, health care providers in developing countries are in the need of treatment protocols, due to the lack of diagnostic tests [11]. Dengue virus (DENV) and leptospirosis are the most common causes of

AFI [12]. There are studies have also reported the detection of leptospirosis among patients with dengue-like symptoms in other settings. Dircio-Montes, et al. 2012 established the prevalence of leptospirosis in patients with an initial diagnosis of dengue, they concluded that at least a sixth part of all cases were leptospirosis infection and should have been treated with antibiotics [13]. In a study, found a positive correlation between prevalence of

dengue, leptospirosis and co-infection and rainfall. It is important to take into account other factors that affect the transmission of these infections, like relative temperature and humidity, before concluding that rainfall is the reason for the increased infections transmission [14-16].

During dengue epidemic there are patients who test negative for dengue but present with fever & thrombocytopenia. Such patients are treated as dengue like illness but it was seen in our study that leptospirosis constituted major amount of the patient treated as dengue like illness. These patients are often missed and treated for viral fever only.

However, Leptospirosis should be kept in mind while treating such patients & diagnosis should be confirmed by sending leptospira serology. Treating these patients with doxycycline or azithromycin can shorten their course of illness, help in clinical improvement of the patient and prevent complications.

5. LIMITATIONS

1. The Sample size is too small to check for statistically significant data
2. The cost of Leptospira serology is a limiting factor.

6. CONCLUSION

Leptospirosis should be considered as an important differential diagnosis while treating patient of dengue like illness especially those with deranged liver and kidney function. Consider treating such patient with doxycycline/azithromycin as this result in clinical improvement & may prevent any complications.

7. RECOMMENDATION

In all cases of dengue like illness, we can test for Leptospirosis so that treatment can be modified to give the optimal benefit to the patient in future. Follow up/ Review: Ongoing prospective study.

DISCLAIMER

The products used for this research are commonly and predominantly use products in our area of research and country. There is absolutely no conflict of interest between the authors and producers of the products because we do not intend to use these products as an

avenue for any litigation but for the advancement of knowledge. Also, the research was not funded by the producing company rather it was funded by personal efforts of the authors.

ETHICAL APPROVAL

As per international standard or university standard written ethical approval has been collected and preserved by the author(s).

CONSENT

As per international standard or university standard, patients' written consent has been collected and preserved by the author(s).

COMPETING INTERESTS

Authors have declared that no competing interests exist.

REFERENCES

- 1 Levett PN. Leptospirosis. ClinMicrobiol Rev. 2001;14:296–326.
- 2 Haake DA, Levett PN. Leptospirosis in humans. Curr Top Microbiol Immunol. 2015; 387:65–97.
- 3 Costa F, Hagan JE, Calcagno JGlobal morbidity and mortality of leptospirosis: A systematic review. PLoSNegl Trop Dis. 2015;9:e0003898.
- 4 Agampodi SB, Karunarathna D, Jayathilala N. Outbreak of leptospirosis after white-water rafting: sign of a shift from rural to recreational leptospirosis in Sri Lanka? Epidemiol Infect. 2014;142: 843–6.
- 5 Adler B, de la Pena Moctezuma A. Leptospira and leptospirosis. Vet Microbiol. 2010;140:287–96.
- 6 Trevejo RT, Rigau-Perez JG, Ashford DA,. Epidemic leptospirosis associated with pulmonary hemorrhage - Nicaragua, 1995. J Infect Dis. 1998;178:1457–63.
- 7 Turner LH. Leptospirosis I. Trans R Soc Trop Med Hyg. 1967;61:842–55.
- 8 Ministry of Health, Nutrition and Indigenous Medicine Sri Lanka. National guidelines on management of leptospirosis. MoH; 2016.
- 9 Rajapakse S, Rodrigo C, Handunnetti SM, Fernando SD. Current immunological and molecular tools for leptospirosis: diagnostics, vaccine design, and

- biomarkers for predicting severity. *Ann Clin Microbiol Antimicrob* 2015;14:2.
- 10 Robinson ML, Manabe YC. Reducing uncertainty for acute febrile illness in resource-limited settings: the current diagnostic landscape. *Am J Trop Med Hyg.* 2017;96(6):1285–95.
- 11 Lorenzi OD, Gregory CJ, Santiago LM, et al. Acute febrile illness surveillance in a tertiary hospital emergency department: comparison of influenza and dengue virus infections. *Am J Trop Med Hyg.* 2013; 88(3):472–80.
- 12 Manock SR, Jacobsen KH, de Bravo NB, Russell KL, Negrete M, Olson JG, Sanchez JL, Blair PJ, Smalligan RD, Quist BK, Espín JF, Espinoza WR, MacCormick F, Fleming LC, Kochel T. Etiology of acute undifferentiated febrile illness in the Amazon basin of Ecuador. *Am J Trop Med Hyg.* 2009;81(1):146–51.
- 13 Dircio-Montes S, González-Figueroa E, María-Saadía V, Elizabeth S, Beatriz R, Víctor MAA, et al. Leptospirosis prevalence in patients. *J Trop Med.* 2012; 201:1–5.
- 14 Sumi A, Telan EF, Chagan-Yasutan H, Piolo MB, Hattori T. Effect of temperature, relative humidity and rainfall on dengue fever and leptospirosis infections in Manila, the Philippines. *Epidemiol Infect* 2017; 145:78- 86.
- 15 Pappachan M, Sheela M, Aravindan K. Relation of rainfall pattern and epidemic leptospirosis in the Indian state of Kerala. *J Epidemiol Community Health* 2004; 58:1054.
- 16 Wiwanitkit V. Strong correlation between rainfall and prevalence of dengue in central region of Thailand in 2004. *J Rural Trop Public Health* 2005;4:41-42.

© 2022 Makhija and Shilakha; This is an Open Access article distributed under the terms of the Creative Commons Attribution License (<http://creativecommons.org/licenses/by/4.0>), which permits unrestricted use, distribution, and reproduction in any medium, provided the original work is properly cited.

Peer-review history:

The peer review history for this paper can be accessed here:
<https://www.sdiarticle5.com/review-history/85993>