



Effect of Dolomitic Lime and Muriate of Potash on Jelly Seed Disorder and Fruit Tissue Mineral Content in Mango (*Mangifera indica* L.)

Joseph Njuguna^{1*}, Jane Ambuko², Margaret Hutchinson² and Willis Owino³

¹Kenya Agricultural and Livestock Research Organisation (KALRO), P.O.Box 220-01000, Thika, Kenya.

²University of Nairobi (UoN), Kenya.

³Jomo Kenyatta University of Agriculture and Technology (JKUAT), Kenya.

Authors' contributions

This work was carried out in collaboration between all authors. Authors JN and JA designed the study, wrote methodology and wrote the first draft. Authors MH and WO managed the literature search and analysis of the study. All the authors read and approved the final manuscript.

Article Information

DOI: 10.9734/IJPSS/2016/28652

Editor(s):

(1) Marco Trevisan, Institute of Agricultural Chemistry and Environmental Research Centre BIOMASS, Faculty of Agriculture, Catholic University of the Sacred Heart, Italy.

Reviewers:

(1) Anonymous, Kindai University, Japan.

(2) M. Kumar, Vanavarayar Institute of Agriculture, Manakkadavu, Pollachi, Tamil Nadu, India.

Complete Peer review History: <http://www.sciencedomain.org/review-history/16169>

Original Research Article

Received 29th July 2016
Accepted 18th August 2016
Published 12th September 2016

ABSTRACT

One of the factors contributing to mango (*Mangifera indica* L) losses in Kenya and other parts of the world is jelly seed physiological disorder. It is thought to be related to imbalances of N, K, Mg and Ca supply to the fruit. The objective of this study was to establish the effect of dolomitic lime and muriate of potash (MOP) fertilization on mango jelly seed disorder and fruit tissue mineral content. MOP at a rate of 0, 1.0 and 2.0 kg/tree/year and dolomitic lime at a rate of 0 and 2 kg/tree/year were applied on 'Tommy Atkins' and 'Van Dyke' trees in 2013 and 2014. A sample of ten tree ripe fruits per treatment was scored for jelly seed incidence using hedonic scale. Another fruit sample was analyzed for K, Ca and Mg content. Dolomitic lime and MOP fertilization did not significantly influence jelly seed score however they significantly increased the fruit K, Mg and Ca content compared to control.

*Corresponding author: E-mail: jknjuguna@yahoo.com;

Keywords: Mango; jelly seed; lime; MOP; minerals.

1. INTRODUCTION

Mango is one of the most important and popular fruit crops in Kenya [1,2] and is ranked second after bananas in terms of value [1,3]. Mango production in Kenya is dominated by small-scale farmers who constitute about 80% of the production [2,3]. Although a small proportion of the fruits are exported, most of them are sold in the domestic market. Mango makes an important part of the diet of Kenyans since it is an excellent source of vitamin A, a good source of vitamin B6 (Pyridoxine), vitamin C and vitamin E among others [4]. It also contains amino acids, carbohydrates, fatty acids, minerals, organic acids and proteins [5]. Mango production in Kenya has been on the increase due to increased demand for fruits as people are more aware of its health benefits. Although mango has great potential with respect to economic and nutritional security especially for the smallholder farmers involved in its production, this potential remains largely untapped due to challenges at various stages of the value chain. The challenges include; lack of information on site-specific fertilizer requirement which makes it difficult to improve productivity and fruit quality, Lack of proper disease and insect management, poor agronomic practises such as incorrect spacing and pruning, high post-harvest losses of about 40% caused by poor harvest and storage techniques. Other challenges include poor infrastructure and lack of market linkages for farmers [1,6].

Adequate and balanced mineral nutrition is important not only for productivity but also quality of the fruits. Poor nutrient management in mangoes results in poor quality and predisposes the fruit to physiological disorders. One of the physiological disorders of importance in mango is jelly seed disorder which affects most of the commercial mango varieties grown in Kenya [7]. According to a survey carried out in major mango production regions in Kenya, farmers lose up to 30% of their fruits due to jelly seed [8]. The disorder results from disintegration of flesh around seed into a jelly-like mass compromising their shelf life and consumer acceptance [9,10]. The affected fruits are either unmarketable or fetch lower prices [11]. This disorder was first described in 1932 [12]. Some varieties such as Van Dyke are reported to be more prone to jelly seed than other varieties [11]. The disorder is attributed to poor or inadequate calcium nutrition

leading to low calcium in the tissues [12]. It is also been reported that this condition may relate to inherent as well as ecological conditions. Calcium moves with the transpiration stream and binds with polysaccharides to strengthen cell walls. This is needed in order to produce firm fruit tissue and is associated with a good shelf life. In addition Ca prevents cell wall degradation, "leaky" membranes and premature senescence. The importance of Ca has been demonstrated in other fruits such as water melon and apple. In watermelon deficiency of Ca causes blossom end rot (BED) while in apple it causes bitter pit [13]. Previous efforts to address jelly seed disorder in mango involved liming to increase tissue calcium (Ca). In studies conducted in central and eastern Kenya for example, dolomitic lime ($\text{CaCO}_3\text{MgCO}_3$) significantly reduced jelly seed incident [2,7]. However while liming seems to offer a short-term solution to the problem, continuous application of lime could result in increased soil pH which could affect the uptake of other elements. Additionally, Ca from lime application should be balanced with fruit tissue potassium (K) otherwise fruit quality will be affected [14]. It is well documented in other fruits such as apple and pear that while a high Ca:K ratio is required for good keeping quality, a lower ratio is preferred for better eating quality [12]. The objective of this study therefore was to establish the effect of dolomitic lime and muriate of potash (MOP) fertilization on the occurrence of jelly seed disorder in mango fruits as well as fruit tissue mineral content.

2. MATERIALS AND METHODS

This study was carried out in 2013 and 2014 at Karurumo orchard which is situated in Embu County in the eastern part of Kenya. The area lies at coordinates 0°32'S 37°37'E and 1350 m a.s.l elevation. This area is considered to be (lower Midland) LM3 agro-ecological zone and has an average annual precipitation of 1206 mm per annum. The soil types in this area are arenosal and nitosols [15]. The experiment was conducted using 10 years old trees of two commercial varieties namely Tommy Atkins and Van Dyke arranged in a split plot design with three replicates. The selected trees were treated with two rates (0 and 2 kg/tree/year) of dolomitic lime (CaO: 390 g/kg; MgO: 130 g/kg) and three rates (0, 1.0 and 2.0 kg/tree/year) of muriate of potash fertilizer (MOP) (60% K_2O). Dolomitic lime treatment was the main plot while MOP was the

sub-plot treatment. Application of these nutrients was done at fruit set in accordance to recommended timing of application [16] and in consideration of the recommended rate of application [17]. Dolomitic lime was incorporated at a depth of 20 cm as recommended by [18] while MOP was applied through top-dressing method since it relatively more mobile in the soil. At the beginning of the study, soil analysis was conducted to determine the nutritional status of the soil. The experimental plot was maintained using standard cultural practices for mango in Kenya [19].

2.1 Determination of Jelly Seed Occurrence

To determine the jelly seed incidence for the different treatments, random samples of ten tree-ripe-fruits were harvested per treatment then halved (sliced along endocarp) and scored for jelly seed incidence using a hedonic scale [20] as follows:

- 0 = Without symptoms
- 1 = Slightly decomposition of the petiole base without affecting the flesh
- 2 = Slightly affected flesh near the seed
- 3 = 1/3 of the flesh affected
- 4 = 2/3 of the flesh affected
- 5 = Almost all fruit decomposed

2.2 Fruit Tissue Mg, K and Ca

These minerals were analysed using method described previously [21]. Five grams of the pulp

per treatment was charred in the oven for 30 minutes then put in a muffle furnace at 550°C for eight hours to ash. The ash was allowed to cool and diluted with 10 ml of 1N hydrochloric acid. The mixture was then filtered and diluted with 100 ml of distilled water. Calcium and magnesium were subsequently analysed using atomic absorption spectrophotometer (Model AA-6200, Shimadzu Corp., Kyoto, Japan). The setting used were; lamp Current Low(mA) of 6, Wavelength(nm) of 422.7, Slight Width(Nm) of 0.7, Fuel Gas Flow Rate (L/min) of 2 and lamp mode BGC-D2. Potassium on the other hand was analyzed using flame emission photometer (Model FA- 410, Shimadzu Corp. Kyoto, Japan).

2.3 Data Analysis

Data collected was subjected to ANOVA using GLM procedure of SAS version 8 programme and means separated using the Student-Newmann-Keul (SNK) test at 5% level of significance. In addition, Coefficient Correlation between jelly seed score and fruit Ca, Mg and K was calculated.

3. RESULTS AND DISCUSSION

3.1 Varietal Differences in Jelly Seed Incidence

“Van Dyke” had higher score of jelly seed than “Tommy Atkins” and the problem was generally higher in 2014 season than 2013 season for “Tommy Atkins” (Figs. 1 and 2). However, the

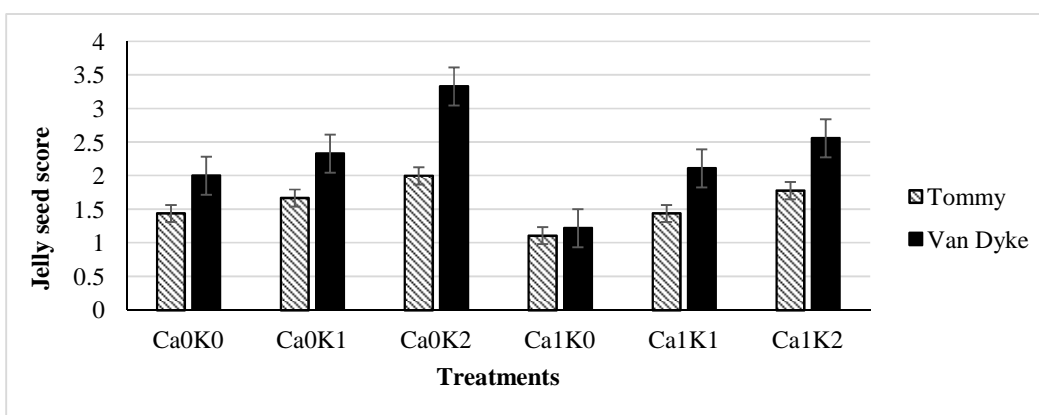


Fig. 1. Mean jelly seed score for “Tommy Atkins” and “Van Dyke” mangoes treated with different rates of dolomitic lime and muriate of potash in Embu county in 2013 season
 Ca0K0=0 kg lime/tree/year + 0 kg MOP/tree/year (control); Ca0K1=0 kg lime/tree/year + 1 kg MOP/tree/year;
 Ca0K2=0 kg lime/tree/year + 2 kg MOP/tree/year; Ca1K0=2 kg lime/tree/year + 0 kg MOP/tree/year; Ca1K1=2
 kg lime/tree/year + 1 kg MOP/tree/year; Ca1K2=2 kg lime/tree/year + 2 kg MOP/tree/year (n=3; \bar{x} = standard errors)

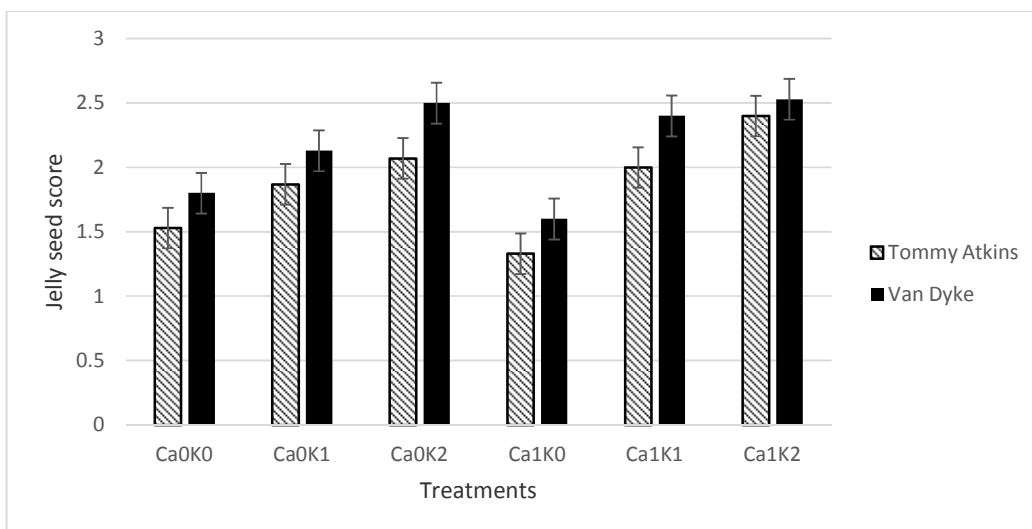


Fig. 2. Mean score of jelly seed for “Tommy Atkins” and “Van Dyke” mangoes treated with different rates of dolomitic lime and muriate of potash in Embu county in 2014 season (n=3; \pm standard error)

Key: Ca0K0=0 kg lime/tree/year + 0 kg MOP/tree/year (control); Ca0K1=0 kg lime/tree/year + 1 kg MOP/tree/year; Ca0K2=0 kg lime/tree/year + 2 kg MOP/tree/year; Ca1K0=2 kg lime/tree/year + 0 kg MOP/tree/year; Ca1K1=2 kg lime/tree/year + 1 kg MOP/tree/year; Ca1K2=2 kg lime/tree/year + 2 kg MOP/tree/year

interaction between treatment and variety was not significant in both seasons. Higher susceptibility of “Van Dyke” as compared to “Tommy Atkins” is perhaps due to genetic characteristic that makes the later to have greater ability to absorb Ca into the plant thus enhancing the integrity of the cell wall. These findings concur with previous studies reported by [20] as well as [17] which indicated that some varieties are more sensitive to jelly seed disorder than others. Another study reported by [11] specifically indicated that “Van Dyke” is more sensitive to internal fruit breakdown than “Tommy Atkins”. The seasonal differences in the jelly seed occurrences with higher incidents in 2014 than 2013 could be attributed to higher rainfall that was received in 2014 (2875.3 mm) compared to 637.8 mm received in 2013. Previous studies have shown that, environmental factors, such as moist microclimate, are conducive to the expression of this disorder [12].

3.2 Effect of Muriate of Potash and Dolomitic Lime Application on Jelly Seed Incidence

Muriate of potash generally increased the incidence of jelly seed in the fruit of the treated mango trees (Figs. 1 and 2). This can be attributed to the effect of competition between K and Ca for uptake by the plant thus affecting

Ca:K ratio and subsequently leading to the increase in the incidence of jelly seed. These findings concur with what has been reported by [22,23] and [12] that jelly seed incidence is correlated with high levels of K and N fertilization. According to [24] this observation can be attributed to K causing imbalance in Ca and Mg in the fruit leading to occurrence of jelly seed. This position is further supported by [25] who reported that K taken up by the plant is rapidly translocated from leaves to fruits towards fruit maturity thus de-stabilizing the Ca:K ratio. Nevertheless, when properly administered, K improves fruit quality, particularly fruit colour, fragrance, size and shelf life [17].

Dolomitic lime on the other hand generally reduced the incidence of jelly seed of both “Van Dyke” and “Tommy Atkins” (Figs. 1, 2 and 3). This can be attributed to enhanced uptake of Ca by the plant with application of dolomitic lime which subsequently enhanced the integrity of the cell wall. These findings concur with what is reported by [17] that internal breakdown in “Tommy Atkins” was reduced by 27% by application of Ca in form of Gypsum. In a related study, [26] reported that Ca in form of either CaNO_3 or CaCl_2 delayed mango ripening subsequently extending shelf life by four days. The beneficial effect of Ca is attributed to its

being capable of increasing fruit tissues consistency during maturation and this results in fruit of better quality free of jelly seed [24]. However, like other studies carried out previously, the effect of dolomitic lime in reducing jelly seed incidence in the short term was small which can be attributed to the relatively long time it takes for mango trees to uptake Ca due to its low mobility in the soil [25,27]. The low response could also be attributed to competition in uptake of various elements. According to [23], Ca deficit in the fruit can be caused by either insufficient absorption or competition between growth points on the plant and fruits for available Ca [12].




Fig. 3. Mango fruits from trees treated with dolomitic lime and the control

Key: A= 0 kg lime/tree/annum + 0 kg MOP/tree/year (control); B=2 kg lime/tree/annum + 0 kg MOP/tree/year

3.3 Effect of Muriate of Potash and Dolomitic Lime Application on Fruit Mineral Content

“Van Dyke” trees treated with 2 kg MOP/tree had significantly ($P < 0.05$) higher mean K fruit content (9.99 mg/100 g) compared to control (6.53 mg/100 g) in 2013 season. Similarly “Tommy Atkins”, trees treated with 2 kg MOP/tree had significantly ($P < 0.05$) higher K content (12.82 mg/100 g) compared to control (9.10 mg/100 g) in the same season (Table 1). Similar trend was observed in 2014 season and the difference between treated trees and control was significant at $P < 0.05$ (Table 2). Dolomitic lime on the other hand significantly influenced Mg content of the fruit with trees treated with 1 kg Dolomitic lime/tree having significantly higher Mg content (0.617 mg/100 g) compared to control (0.04 mg/100 g) in 2013 season (Table 2) while in 2014 season the difference was not significant. Fruit Ca on the other hand was generally higher for trees treated with dolomitic lime for the two varieties however the difference was only significant ($P < 0.05$) in 2014 season (Table 2). Lack of significance difference in fruit Ca content for trees treated with lime in 2013 season can be attributed to the long time it takes for dolomitic lime to dissolve and subsequently become available for uptake by the tree. These results are supported by the findings of [14] who reported that, Ca from lime application advances

Table 1. Effect of dolomitic lime and muriate of potash treatments on the mineral content in ‘Tommy Atkins’ and ‘Van Dyke’ fruits (2013)

| Variety | Treatments | | Fruit mineral content (mg/100 g) | | |
|--------------|-------------------|------------------|----------------------------------|----------------|----------------|
| | Lime Kg/tree/year | MOP Kg/tree/year | Calcium (Ca) | Potassium (K) | Magnesium (Mg) |
| Tommy Atkins | 0 | 0 | 0.016c | 9.103l | 0.040b |
| | | 1 | 0.029abc | 9.856j | 0.032b |
| | | 2 | 0.035abc | 12.820c | 0.032b |
| | 2 | 0 | 0.019c | 9.116l | 0.023b |
| | | 1 | 0.038abc | 9.457k | 0.036b |
| | | 2 | 0.039abc | 14.646a | 0.035b |
| Van Dyke | 0 | 0 | 0.056ab | 6.535k | 0.037b |
| | | 1 | 0.049abc | 11.852d | 0.045b |
| | | 2 | 0.042abc | 9.993Ji | 0.031b |
| | 2 | 0 | 0.042abc | 8.462m | 0.040b |
| | | 1 | 0.027abc | 9.571k | 0.617a |
| | | 2 | 0.038abc | 10.288h | 0.036b |
| CV | | | 33.39 | 10.66 | 16.00 |
| P Value | | | 0.0041 | 0.0001 | 0.0001 |

Means followed by the same letter along the column are not significantly different at $p < 0.05$ according to Student-Newman-Keuls test

Table 2. Effect of dolomitic lime and muriate of potash treatments on the mineral content in 'Tommy Atkins' and 'Van Dyke' fruits (2014)

| Variety | Treatments | | Fruit mineral content (Mg/100 g) | | |
|--------------|-------------------------------|--------------------|----------------------------------|-----------------|----------------|
| | Dolomitic lime (Kg/tree/year) | MOP (Kg/tree/year) | Calcium (Ca) | Potassium (K) | Magnesium (Mg) |
| Tommy Atkins | 0 | 0 | 14.847cd | 138.192fe | 12.560b |
| | | 1 | 16.127cd | 157.070d | 12.700b |
| | | 2 | 17.906 cd | 141.551e | 19.978a |
| | 2 | 0 | 29.227a | 124.098fe | 15.290 ab |
| | | 1 | 18.936bcd | 126.482fe | 15.239ab |
| | | 2 | 27.518ab | 129.019fe | 17.279ab |
| Van Dyke | 0 | 0 | 10.184d | 116.325f | 18.533a |
| | | 1 | 20.290abc | 129.007fe | 18.283a |
| | | 2 | 28.699a | 281.147a | 18.784a |
| | 2 | 0 | 27.683ab | 125.921fe | 18.376a |
| | | 1 | 27.982ab | 174.067c | 15.688ab |
| | | 2 | 29.637a | 197.017b | 18.002a |
| CV | | 28.2 | 9.87 | 18.59 | |
| P Value | | 0.001 | 0.001 | 0.001 | |

Means followed by the same letter in a column are not significantly different at $p < 0.05$ according to Student-Newman-Keuls test

Table 3. Pearson correlation coefficients between jelly seed and tissue mineral content

| | Jelly seed score | Potassium | Magnesium | Calcium |
|------------------|------------------|-----------|-----------|----------|
| Jelly seed score | 1.0000 | 0.24044 | -0.07509 | -0.24444 |
| Potassium | 0.24044 | 1.0000 | -0.09564 | -0.20489 |
| Magnesium | -0.07509 | -0.09564 | 1.0000 | -0.10932 |
| Calcium | -0.24224 | -0.20489 | -0.10932 | 1.0000 |

approximately 17 cm per year reaching the subsoil (where most of the mango roots are found) after 3 years although, the actual time taken is determined by the nature of the soil. A study conducted by [28,14] indicated that lime application to acid sandy soils increased leaf Ca content within a shorter time than when applied on alkaline soil. For this study, the soil was slightly acid (pH 6.5) and the time after application in 2013 season was one year thus Ca might not have sufficiently reached the root zone for uptake by the tree by end of this season. Similar findings have been reported by [25].

3.4 Correlation Coefficient

There was a low positive correlation between K content of the fruit and jelly seed score ($r^2=0.0578$) as shown in Table 3 (above). In addition, there was a low negative correlation ($r^2=0.0586$) between fruit Ca content and jelly seed score and very low negative correlation ($r^2=0.0056$) between magnesium content and jelly seed score (Table 3). These findings concur with what has been reported by [12] that there is a relationship between K and fruit jelly seed

occurrence and that this effect can be counteracted by application of Ca in form of lime.

4. CONCLUSION

The results show that application of dolomitic lime slightly reduces the incidence of jelly seed while MOP exacerbates it. For fruit mineral content, dolomitic lime application increases the fruit Ca and Mg content but the response is slow while MOP application increases the fruit K content. It can therefore be concluded that judicious application of dolomitic lime and MOP on mangoes can improve mango fruit nutritional quality.

ACKNOWLEDGEMENTS

We would like to express our thanks and gratitude to Kenya Agricultural and Livestock Research Organisation for providing funds for this study, University of Nairobi and Jomo Kenyatta University of Agriculture and Technology for allowing us to use their laboratory facilities and Karurumo Orchards for allowing us to conduct this study on their mango orchard.

COMPETING INTERESTS

Authors have declared that no competing interests exist

REFERENCES

1. Kehlenbeck K, Rohde E, Njuguna J, Jamnadass R. Mango production in Kenya. In: Valavi SG, (Ed). Mango Cultivation in Different Countries Studium Press LLC, India. 2012;2:186-207.
2. Njuguna JK, Chege BK, Muriuki SN, Wanjala S. Effect of dolomitic lime and potassium nitrate application on incidence of jelly seed physiological disorder on Tommy Atkins mango variety. Proc HAK Conference; 2013.
3. MoA. Horticultural Production Report, Nairobi, Kenya; 2011.
4. Kundiu S. Baby food from mango. In: Valavi SG, (Ed). Mango Production and Processing Technology Stadium Press LLC, India. 2012;33.
5. Mukherjee SK. Introduction: Botany and importance In: Litz RE, (ED). The Mango Botany, Production and Uses. University Press, Cambridge UK. 1997;1-19.
6. KARI. Fruit Sector Analysis Document; 2010.
7. Chege BK, Wepukhulu SB, Njuguna JK, Gitau DN. Management of mango (*Mangifera indica*) seed jelly for increased shelf life and prime marketing proc. HAK Conference; 2010.
8. Gitonga KJ, Gathambiri C, Kamau M, Njuguna JK, Muchui M, Gatambia E, Kiiru S. Enhancing small scale farmer's income in mango production through agro-processing and improved access to markets. Paper Presented at 12th KARI Biennial Conference, Nairobi, Kenya; 2010.
9. Burdon JN, Moore KG, Wainwright H. A preliminary examination of the physiological disorder "soft nose" in mango fruits. Acta Horticulture. 1992;296:15-22.
10. Wain Wright H, Burbage MB. Physiological disorder in mango (*Mangifera indica* L) fruit. J. Hort. Sci. 1989;64(2):125-135.
11. Cracknell T, Cid Ballarin MC, Socorro Monzon AR, Fernandez Galvan D, Rosell Garcia P, Galan Sauco V. Incidence of Internal fruit breakdown in various mango (*Mangifera indica* L.) cultivar. Acta Hort. 2004a;645:315-317.
12. Cracknell T, Cid Ballarin MC, Socorro Monzon AR, Fernandez Galvan D, Rosell Garcia P, Galan Sauco V. Effect of nitrogen and calcium supply on the incidence of internal fruit breakdown in "Tommy Atkins" mangoes (*Mangifera indica* L.) Grown in a soilless system. Acta Hort. 2004b;645:387-393.
13. Freitas ST, Mitcham EJ. Horticultural review. Janick J, (Ed). John Wiley & Sons, Inc. 2012;40.
14. Torres MD, Farre JM, Hermoso JM. Influence of nitrogen and calcium fertilization on productivity and fruit quality of the mango cv. sensation. Acta Hort. 2004;645:395-400.
15. Jaetzold, Schmidt. Farm management hard book of Kenya. Ministry of Agriculture, Nairobi. 1983;2:3.
16. Bally SE. Mangoes in Australia In: Valavi SG, (Ed). Mango cultivation in different countries. Stadium Press LLC, India. 2012; 2:314-330.
17. Samra JS, Arora YK. Mineral nutrition. In: Litz RE. The mango. Botany, production and uses. New York: CAB International. 1997;175-201.
18. Mouco CA, Silva JD, Prado MR. Mango cultivation in Brazil. In: Valavi SG, (Ed). Mango cultivation in different countries. Studium Press LLC, India. 2012;2:331-345.
19. Griesbach J. Mango growing in Kenya. ICRAF, Nairobi, Kenya; 2003.
20. Galan Sauco V, Fernandez Galvan D, Calvo R. Incidence of soft-nose on mangoes in the Canary Islands. Proc. Fla State Hort Soc. 1984;97:358-360.
21. AOAC. Official methods of analytical chemists. Association of Official Agricultural Chemist, Washington, D.C; 1996.
22. Young TW, Miner TJ. Response of "Kent" mangoes to nitrogen fertilization. Proceeding of the Florida State Horticultural Society. 1960;73:344-336.
23. Young TW, Koo RCJ, Miner JT. Effects of nitrogen, potassium and calcium fertilization of kent mangoes on deep, acidic soil. Proc. Fla. State Hort. Soc. 1962;75:364-371.
24. Prado RM, Caione G, Silva DJ. Macronutrient and micronutrient deficiency symptoms in mango. In: Valavi SG, (Ed). Mango cultivation in different countries. Studium Press LLC, India. 2012;2:470-478.

25. Medeiros AA, Amorim JRA, Silva DJ. Mineral composition of leaves and fruits of irrigated mango trees in rio grande do Norte State, Brazil. Acta Hort. 2004;645: 403-408.
26. Singh BP, Tandon DK, Kalra SK. Changes in post-harvest quality of mangoes affected by pre-harvest application of calcium salts. Scientia Horticulturae. 1993;54:211-219.
27. Almelda V, Fernandes FM, Prado RM, Boliani AC, Correa LS. Mango tree response to lime applied during the production phase. Open Journal of Soil Science. 2012;2:155-161.
28. Young TW, Koo RCJ. Mineral composition of Florida mango leaves. Proceedings of the Florida state Horticultural Society. 1969;82:324-328.

© 2016 Njuguna et al.; This is an Open Access article distributed under the terms of the Creative Commons Attribution License (<http://creativecommons.org/licenses/by/4.0>), which permits unrestricted use, distribution, and reproduction in any medium, provided the original work is properly cited.

Peer-review history:
The peer review history for this paper can be accessed here:
<http://sciencedomain.org/review-history/16169>